



Mahatma Gandhi Shikshan Mandal's

SMT. SHARADCHANDRIKA SURESH PATIL COLLEGE OF PHARMACY


Chopda Tal. Chopda Dist. Jalgaon, Maharashtra- 425 10

ACADEMIC PERFORMANCE IN FINAL YEAR

(Admission Batch 2018-19, 2017-18, 2016-17 and 2015-16)

(Final Year 2021-22, 2020-21, 2019-20 and 2018-19)

SR.NO.	CGPA 2021-22	CGPA 2020 – 21	CGPA 2019 – 20	CGPA 2018 – 19
1.	8.85	8	6.97	6.74
2.	8.68	8.42	7.99	6.43
3.	8.27	8.16	8	6.75
4.	8.08	8.13	6.95	6.92
5.	8.31	7.56	6.74	7.29
6.	8.37	8.03	8.23	6.55
7.	8.23	7.63	7.09	8.9
8.	8.00	7	7.91	6.61
9.	8.25	7.98	7.87	6.8
10.	8.24	8.04	6.4	7.29
11.	8.26	8.07	7.62	7.61






Mahatma Gandhi Shikshan Mandal's

SMT. SHARADCHANDRIKA SURESH PATIL COLLEGE OF PHARMACY

Chopda Tal. Chopda Dist. Jalgaon, Maharashtra- 425 10

12.	8.58	7.21	6.98	6.24
13.	9.01	8.4	6.8	7.06
14.	8.37	8.68	7.72	6.58
15.	8.54	8.18	8.19	7.28
16.	8.73	8.12	7.23	6.81
17.	8.69	7.58	6.63	6.53
18.	8.41	7.91	7.81	6.22
19.	8.10	8.07	6.47	7.18
20.	8.22	8.07	7.11	8.9
21.	8.61	8.07	7.21	6.77
22.	8.35	7.64	7.46	7.88
23.	8.45	7.6	6.57	6.27
24.	8.43	7.66	7.08	5.9
25.	8.63	7.85	6.77	6.58
26.	8.59	8.1	7.59	6.5






Mahatma Gandhi Shikshan Mandal's

SMT. SHARADCHANDRIKA SURESH PATIL COLLEGE OF PHARMACY

Chopda Tal. Chopda Dist. Jalgaon, Maharashtra- 425 10

27.	--	8.51	7	7.79
28.	8.41	8.11	7.81	6.52
29.	7.89	8	8.2	6.43
30.	8.19	7.46	6.73	6.05
31.	8.30	7.95	6.67	8.03
32.	8.39	7.25	7.75	7.01
33.	8.68	6.9	7.62	8.09
34.	8.26	8.08	7.48	7.76
35.	8.23	7.62	7.56	7.1
36.	8.53	8.03	7.15	6.69
37.	8.20	7.76	7.67	5.75
38.	8.26	7.72	6.6	6.37
39.	8.83	7.87	6.69	6.71
40.	9.00	8.12	6.41	7.97
41.	8.71	8.28	6.62	7.09






Mahatma Gandhi Shikshan Mandal's

SMT. SHARADCHANDRIKA SURESH PATIL COLLEGE OF PHARMACY

Chopda Tal. Chopda Dist. Jalgaon, Maharashtra- 425 10

42.	8.54	8.34	6.91	8
43.	8.51	7.67	6.86	7.39
44.	8.74	8.77	6.89	8.06
45.	8.40	7.72	7.93	6.69
46.	8.37	7.91	7.93	8.9
47.	8.14	7.67	6.44	7.14
48.	8.26	7.68	7.12	
49.	8.63	8.01	6.47	
50.	8.39	8.21	6.58	
51.	8.26	7.5	8.04	
52.	8.72	8.01	7.8	
53.	8.36	5.4	7.17	
54.	7.77	7.88	6.96	
55.	8.51	7.64	6.47	
56.	8.28	7.85	7.35	






Mahatma Gandhi Shikshan Mandal's

SMT. SHARADCHANDRIKA SURESH PATIL COLLEGE OF PHARMACY

Chopda Tal. Chopda Dist. Jalgaon, Maharashtra- 425 10

57.	8.14	7.57	7.35	
58.	7.82	7.81		
59.	8.04	6.02		
60.	8.13	7.62		
61.	8.38	7.54		
62.	8.30	7.72		
63.	9.08	7.48		
64.	8.13	8		
65.	8.65	5.45		
66.	8.36	7.79		
67.	8.35	7.9		
68.	7.99	7.8		
69.	8.29	7.96		
70.	8.63	7.85		
71.	8.11	7.77		






Mahatma Gandhi Shikshan Mandal's

SMT. SHARADCHANDRIKA SURESH PATIL COLLEGE OF PHARMACY

Chopda Tal. Chopda Dist. Jalgaon, Maharashtra- 425 10

72.	8.52	6.3		
73.	7.86	4.9		
74.	8.43	7.68		
75.	8.22	6.3		
76.	8.22	4.8		
77.	8.82	7.63		
78.	--	5.2		
79.	8.10	7.12		
80.	7.95	7.44		
81.	8.67	8.52		
82.	8.14	8.35		
83.	--	8.08		
84.	8.28	8.16		
85.	8.37	8.08		
86.	--	8.6		






Mahatma Gandhi Shikshan Mandal's

SMT. SHARADCHANDRIKA SURESH PATIL COLLEGE OF PHARMACY

Chopda Tal. Chopda Dist. Jalgaon, Maharashtra- 425 10

87.	8.21	8.21		
88.	8.25	8.14		
89.	8.09	8.1		
90.	8.10	7.4		
91.	8.20	7.3		
92.	8.04	8.58		
93.	8.41	7.8		
94.	7.84			
95.	8.09			
96.	--			
97.	8.13			
98.	--			
99.	8.26			
100.	8.16			
101.	7.99			






Mahatma Gandhi Shikshan Mandal's

SMT. SHARADCHANDRIKA SURESH PATIL COLLEGE OF PHARMACY

Chopda Tal. Chopda Dist. Jalgaon, Maharashtra- 425 10

102.	8.64			
103.	7.48			
TOTAL	808.88	729.88	411.62	332.13
MEAN OF CGPA	7.85	7.84	7.22	7.06




Principal
Smt. Sharadchandrika Suresh Patil
College of Pharmacy, Chopda